

# **Active Aging in Taoyuan**

## **Community Care Centers (CCCs) for the elderly in Taoyuan County**

**Dr. Yi-Lien Liu, MD, LLM, DrPH**

**Ms. Yuh-Chyn Chiang, MPH**

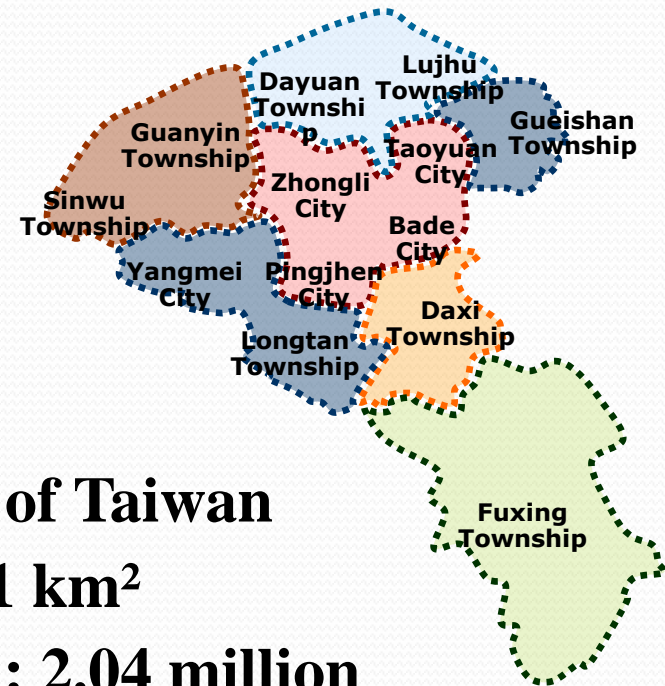

**Bureau of Public Health**

**Taoyuan County Government**

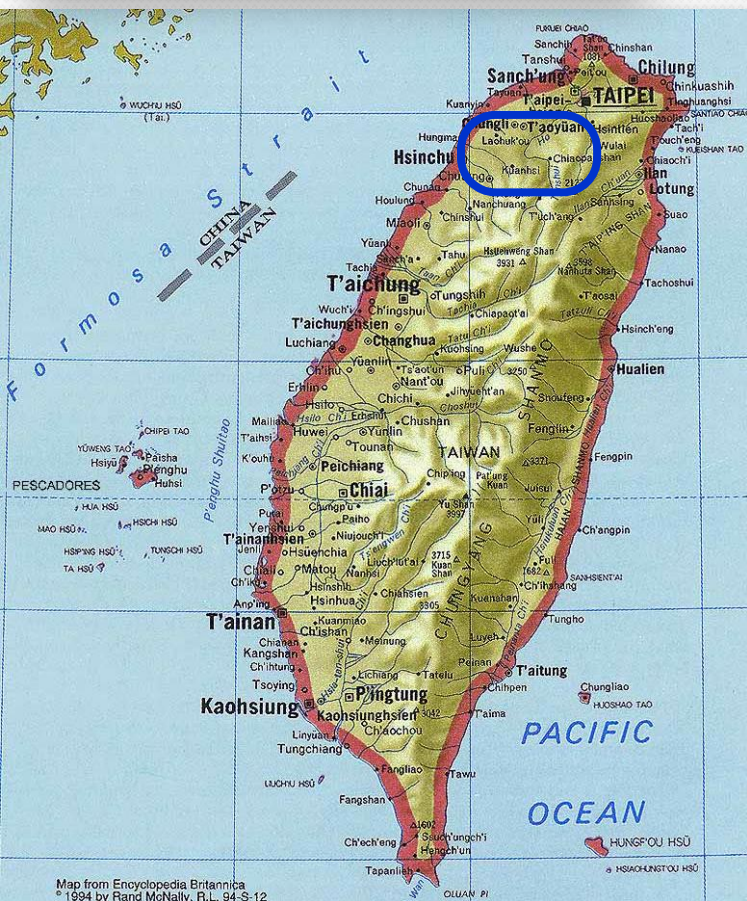
**Jun. 2014**



# Taoyuan County Profile



- Northwest of Taiwan
- Area: 1,211 km<sup>2</sup>
- Population: 2.04 million
- Age over 65: 8.9%
- Gateway to Taiwan
- Hi-tech manufacturing
- Multiculturalism
- Intensive Agriculture





# Community Care Centers (CCCs)

## Objectives:

To provide integrated daytime care and support to elderly who may require care and or support due to disability, or who may be at risk of becoming socially isolated or have reduced access to nourishing food.



Year	Number of CCCs	Coverage Rate %
2011	101	44.51%
2012	104	45.96%
2013	115	48.24%

# Community Care Centers (CCCs)

## SERVICES provided:

1. **Provide health screening** including blood pressure and waistline monitoring, AD-8 dementia, etc.
2. **Provide free vaccine** including Influenza vaccine Pneumococcal Polysaccharide Vaccine .
3. **Provide consultations** on medication safety and food nutrition, and various programs for exercise and healthy diet.
4. **Provide different types of lifelong learning courses** for elderly, including cooking, basic computer skills, and painting.
5. **Provide household visits**, telephone consultant, and communal meals services.





**blood pressure and waistline monitoring**



## ● Influenza vaccine for Elderly

Objectives: **age over 65**

Total **87,919 (48.8%)** seniors received vaccination in 2013



## ● Pneumococcal Polysaccharide Vaccine

Objectives: aged **over 75**

Total **6,745 (3.74%)** seniors received vaccination in 2013.



# Safe Medication Practice



Provide consultations and various programs



My Plate



Exercise





## Health Promotion Activities

Year	Number of Activities	Number of Attendee
2011	887	5,957
2012	838	9,676
2013	1,036	6,885





**Board Game**



**Spinning Top**

**Provide Lifelong Learning Courses**



**Computer Skills**



**Music**



**Handicrafts**





Community Vegetable Gardens





# Provide Communal Meals

Year	No. of Attendants
2011	155,531
2012	204,884
2013	226,472







# Household Visits

## household visits

Year	No.
2011	75,452
2012	81,786
2013	84,388

## telephone consultations

Year	No.
2011	109,175
2012	102,838
2013	105,535



## Safe Medications Consultations



## Telephone Consultations





# Provide the Free Meals on Wheels



Year	No.
2011	19,788
2012	22,278
2013	37,154



# The screening of AD-8 dementia

Yrs	above 65 yrs	No.	AD-8 $\geq 2$	No.
2012	173,535	47,438	637	142
2013	174,266	46,691	443	37




Community Health Screening



Daytime Care Centers

Education program for elderly



Caregivers skill training







INR 80,000 each Elderly



# Free Dentures for Elderly



# Result

- 115 CCCs for the elderly were established with a coverage rate of 49%.
- The number of elderly who received services from the centers in the past 2 years exceeded twenty thousand.
- The percentage of abnormal rates of blood pressure and waistline measurements reduced from 18.9 to 16.6 and from 31.4 to 17.3, respectively.
- Nearly half (49%) of the elderly who received drug safety services at home reported a significant reduction in the incidence of adverse reactions to drugs.



# Conclusion

The CCCs project is a successful model for integrating care service delivery economically, allowing the elderly to remain in the community and encouraging them to participate in social activities with high degrees of satisfaction.





# *Love and Harmony*